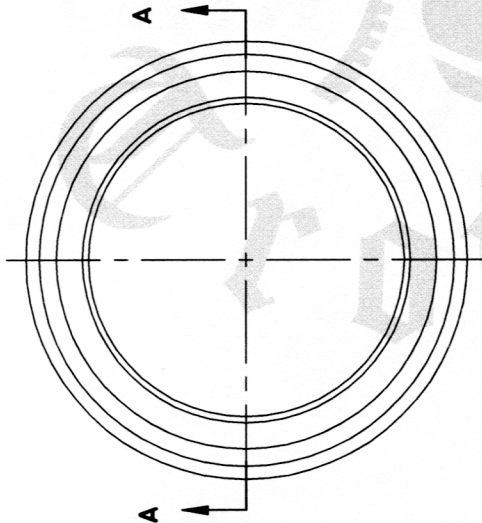


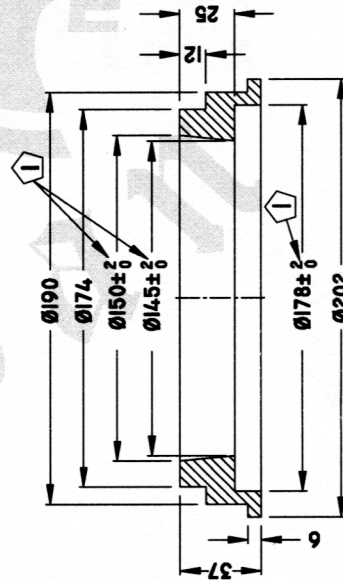
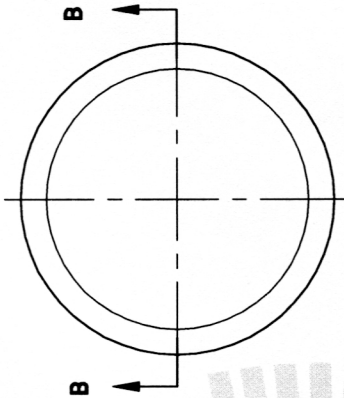


Please note that drawings are approximate and not to be used for engineering purposes - please contact us for specific dimensions.

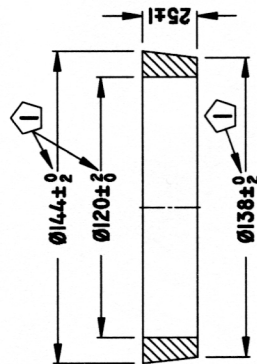
PART #1
PLAN



PART #2
PLAN



SECTION A-A



SECTION B-B

NO.	DATE	REVISION	BY
1	28 DEC. 2008	CHANGED TOLERANCES	J.H.

MATERIAL:		TROJAN INDUSTRIES INC.	
• GREY CAST IRON TO CONFORM TO A.S.T.M. A48, CLASS 20 (LATEST EDITION).		25MM VALVE BOX TYPE C ADAPTER - 2 PIECE	
• GENERAL TOLERANCES - #1		SCALE: 1 : 3	DRAWING NO: 25CVBA-2PIECE
• NO DEVIATION SHALL BE ACCEPTABLE FOR DIMENSIONS WHICH ARE LESS THEN 10MM		DATE: 27 DEC, 2004	REV:
• MEASUREMENTS IN MILLIMETERS		ENGINEER: J. MODNEY	REV: